



Embroiderers'  
Guild of America

# New York Capital District Chapter

**Spring 2021**

## DATES TO REMEMBER

### April 6

Joint Meeting Via Zoom -  
Scandal & Imprisonment: Gold  
Spinners of 17th Century England  
by Tricia Nguyen

### May 1

**Membership Renewal Due!**

### May 10

Deadline for  
Next Newsletter

### May 11

Joint Meeting Via Zoom -  
The History of Tape Lace  
by Tamara Yohannes

## CONTACT INFO

### NATIONAL Embroiderers' Guild of America

[www.egausa.org](http://www.egausa.org)  
1205 E Washington St,  
Suite 104  
Louisville, KY 40206  
(502) 589-6956  
Fax (502) 584-7900

### REGION Metropolitan Region

[www.metroega.org](http://www.metroega.org)  
Maria Hall, Director  
[mariathall@msn.com](mailto:mariathall@msn.com)

### CHAPTER NY Capital District Chapter

[www.nycapega.org](http://www.nycapega.org)  
[www.facebook.com/nycdcega](https://www.facebook.com/nycdcega)  
Ginger Iorizzo, President  
[Gingerlorizzo@hotmail.com](mailto:Gingerlorizzo@hotmail.com)  
(518) 410-8898

### Newsletter

Sandie DeLorenzo  
23 Jean Place  
Schenectady, NY 12303  
[sandiedelo@outlook.com](mailto:sandiedelo@outlook.com)



## URGENT - Help Wanted!!

We have **FOUR** open Board positions that we are in need of someone to fill. This is critical. Without these all-important volunteers, our Chapter cannot continue to provide the meetings and activities that many of us belonging to this group benefit from. If you enjoy all that our Chapter has to offer, please consider taking a more active role in a Board position. As we all work together, each job is not a heavy lift. Board meetings are held once every month or two, via Zoom, on the first Monday of the month.

If anyone is interested in any of these positions or would like more information, please let [Ginger](#) know (see contact info on Page 2) and she will be happy to provide a detailed Job Description.

### TREASURER

The Treasurer's job is to balance monthly bank statements, handle deposits, write checks as necessary, create an annual budget (with help from the Board) and provide monthly balance reports to the Board. **Our Chapter cannot function without someone to keep our financial records.**

### VICE-PRESIDENT

The Vice President's job is to support the President. The Vice President may need to fill in for the President at a Board Meeting if the President is unable to attend. The Vice President must attend Board Meetings, whenever possible.

### PROGRAM CHAIR

The Program Chair is responsible for reaching out to potential teachers and planning interesting classes and lectures for our members. The tasks include scheduling, contracts, etc. We have an entire Program Committee, so this position would have plenty of help.

### CREATIVE STITCHES PROGRAM COORDINATOR

Creative Stitches is a summer program offered by our Chapter with a goal of teaching children the art of embroidery. The primary function of the Coordinator is to help volunteers organize and deliver the summer program, which usually takes place the first full week of August at the Bethlehem Public Library. There have historically been about 16 to 20 students, (9 year olds and up). The program meets from nine to noon each day with a daily program, which is led by Chapter volunteers. This culminates on Friday with refreshments and show and tell for parents and close family members. The volunteers find this to be a rewarding experience.

## 2020 - 2022 Board Members

### OFFICERS

|  |  |
|--|--|
| <b>President</b><br>Ginger Iorizzo                 | <b>Recording Secretary</b><br>Maryann Gibson |
| <b>First Vice-President</b>                        | <b>Corresponding Secretary</b><br>Agnes Bohl |
| <b>Vice-President/Membership</b><br>Mary Ann Lundy | <b>Treasurer</b><br>Helen Fiore              |

### BOARD OF DIRECTORS

|   |  |
|---|--|
| <b>Archives</b><br>Deborah Hartz                  | <b>Newsletter</b><br>Sandie DeLorenzo          |
| <b>Coordinator - Beverwyck</b><br>Terry Case      | <b>Outreach</b><br>Terry Case                  |
| <b>Coordinator - Day</b><br>Fran Roscello         | <b>Programs</b><br>LuAnn Scherer               |
| <b>Coordinator - North End</b><br>Doris Halvorsen | <b>Publicity</b><br>Nancy Knowles              |
| <b>Education</b><br>Trudi Jacobson                | <b>Region Representative</b><br>Helen O'Connor |
| <b>Exhibit Chair</b><br>Nancy Knowles             | <b>Website Coordinator</b><br>Lynne Priestley  |
| <b>Habitat for Humanity Liaison</b><br>Pat Burns  |  |

### OTHER COMMITTEE CHAIRS

|   |                                    |
|---|------------------------------------|
| <b>Hospitality - Day</b><br>Mary Ann Gibson | <b>Registrar</b><br>Melody Brennan |
|---|------------------------------------|

## Letter from the President

Dear Members,

Spring is almost here! I know, it's still cold and snowy, but the days are getting longer. I love looking out my window and still seeing a bit of daylight after 5 pm.

It's been a hard winter. I do hope, like me, you have been able to take some comfort and enjoyment from your stitching. Zoom meetings are not quite like being together in person, but it has been a great way to keep in touch and share our love of needlework.

Our Program Committee has some exciting things lined up for us in the coming months. Our "Hopscotch Around the World" class was a success. Although the class is over, it's not too late if anyone wants the instructions. Just let me know and I will send them to you.

On Tuesday, April 6, Tricia Nguyen will be presenting a lecture titled: "**Scandal and Imprisonment: Gold Spinners of 17th Century England.**" Although this time is during a Beverwyck meeting, the lecture is open to all Chapter members. Please note that this lecture will begin at **6:30pm**. See [Page 5](#) for more information.

On Tuesday, May 11, we will have a lecture given by Tamara Yohannes on "**The History of Tape Lace.**" Tape lace is an interesting needle art. Also see [Page 5](#) for more information.

Don't forget about our [Pandemic Challenge](#). It will be fun! It can be any type of stitching—cross stitch, needlepoint, crewel, etc. There are lots of designers who have shared freebies related to the pandemic. Find one and make it your own! We would love to have a display at our next exhibit of all of our Pandemic Challenge pieces. For more information, see [Page 9](#).

We are also ironing out details for a [UFO Challenge](#)! If you're anything like me, you have a closet full of projects that are just waiting to be finished. This Challenge might be just the incentive you need to get some of those projects from long ago finally finished! Stay tuned for more details!

I hope to see many of you at our Zoom meetings. If you are hesitant about joining a Zoom meeting, don't be! Just let anyone on the Board know, and we will help you get started.

Stay safe and happy stitching!

*Ginger Iorizzo*



## Facebook

Visit our Facebook page at:  
[www.facebook.com/nycdcega](http://www.facebook.com/nycdcega)



Like us on  
**Facebook**





## Meeting in the Time of COVID

We will be using Zoom for all group meetings, classes and study group gatherings until it is safe for us to gather in person. Zoom invitation links will be emailed before events. For group and joint meetings, invitations will be sent to all Chapter Members. Class or workshop invitations will be limited to registered participants. Study group invites will be limited to current members of the group. If you are interested in joining a study group, you can contact the group coordinator listed below.

If you are unsure about how to connect with us via Zoom, please contact the person whose name is on the invitation and she will help you to get connected.

### Beverwyck Evening Group

**7-9 PM every 1st & 3rd Tuesday**

Community Room of the Terrace at  
Beverwyck Retirement Community,  
41 Beverwyck Lane, Slingerlands

**Coordinator: Terry Case**



### Day Group

**10 AM -2 PM every 3rd Wednesday**

Blooming Grove Reformed Church  
706 Bloomingrove Dr, Defreestville

**Coordinator: Fran Roscello**



### North End Group

**7-9 PM every 2nd & 4th Thursday  
(Sept-June), barring holidays**

St. George's Episcopal Church  
912 Rte 146, Clifton Park

**Coordinator: Doris Halvorsen**



## Study Groups and Studio Time

Study groups and Studio Time are open to all members and offer unstructured time to gather with other Chapter members for stitching and socializing. Study Groups encourage exploration and knowledge sharing of a particular type of stitching. Check the Calendar page for exact meeting dates.

### Blackwork Study Group

Fourth Saturday of the month; 10AM-1PM

Contact: Fran Roscello

### Crewel & Surface Embroidery Study Group

Second Wednesday of the month; 10AM-12PM

Contact: Mary Willmott

### Cross Stitch PLUS Day Study Group

Third Monday of the month; 10AM-2PM

### Cross Stitch PLUS Eve Study Group

Second Monday of the month; 7-9PM

For either group, contact: Lynne Priestley

### Knitting Study Group

Second Thursday of the month; 12-4PM

Contact: LuAnn Scherer at

### Studio Time

Fourth Wednesday of the month; 10AM-2PM

Contact: Sherry McCredie

### Whitework Study Group

Second Monday of the month; 10AM-12PM

Contact: Doris Halvorsen








# Scandal and Imprisonment - Gold Spinners of 17th Century England

by Tricia Nguyen

## Zoom Meeting - 6:30pm Meeting, Tuesday, April 6

*Meeting link will be emailed to all members before the meeting*



As an experimental archeologist, when Tricia looks at a 17<sup>th</sup> century English silk and gold needle lace embroidered jacket or a heavily wrought cabinet with stumpwork, she never thinks anymore of the embroiderer but of the thread makers neglected by history. During this time, their history is one of scandal that had men and women gold spinners thrown in jail for refusing to pay bribes, their homes raided by constables, sham courts and screams of habeas corpus in parliament. The making of gold and silver threads incorporated spies, thugs, thieves, henchmen, cheaters, double crossers and clandestine manufacturing under the table and in the woods. This drama played out many times in the 1600s with accusations of thievery and deceit by the thread makers, possibility blown out of proportion for others' gain. These claims were used over and over for competing Guilds and budding capitalists to wrest control of the extremely valuable and largely home-based industry, turning thousands of small business women and men into low-wage earners in an early example of industrialization. Important enough to be a frequent subject of the King's attention, to our modern eyes we are perplexed as no one considers embroidery thread important. But during this period gold threads appeared on garments with regular frequency, including on those used in the new world. A series of specialized and complex gold thread stitches appeared and then disappeared from the embroiderer's lexicon between 1550-1700. Tricia will present a hypothesis about the economic use of these stitches and some interesting conclusions about gold embroidery of the time will be made based on the data learned from the Plimoth Jacket as well as that embedded in the depositions from the period.

Dr. Tricia Wilson Nguyen is a teacher, historian, entrepreneur, and engineer. Her interests stretch between the embroidery and technology of the past and present. Dr. Nguyen's primary field is engineering where she has been part of a small group of scientists and artists who have pioneered the new field of electronic textiles. Her product developments in that field have been seen in Land's End, Brookstone, and the fields of World Cup Soccer and have been exhibited at the Smithsonian. But in this venue, Tricia is best known for her knowledge and interpretation of historical needlework through projects such as the Plimoth Jacket. She is owner of [Thistle Threads](#), a company which researches and designs historically inspired needlework. Her unique twist is viewing the objects through the lens of economic history using her engineering background to understand the clues they hold.



*The Plimoth Jacket - 2009 re-creation*


## The History of Tape Lace by Tamara Yohannes

**Zoom Meeting - 7:00pm, Tuesday, May 11**

*Meeting link will be emailed to all members before the meeting*



Tape Lace is a term describing lace projects formed through the use of designs featuring an outline of tape or braid filled with any number and style of needle-made or bobbin-lace stitches. The techniques were popular in much of Europe and the Middle East as early as the 1700s and include types known today as “Bobbin Tape Lace,” “Battenburg Lace,” and “Romanian Point Lace.” This lecture will explain the historical development of the various tape laces and will describe the ease of creating this type of lace and the variety of ways in which it can be used.



Tamara Yohannes is a retired Distinguished Teaching Professor from the University of Louisville, where she taught English for 19 years. Lacemaking was always her hobby, so when she earned a Fulbright Fellowship in 2012 to teach American Literature at the University of Presov in Slovakia, she found a Slovak bobbin-lace teacher there with whom she could study the local, traditional technique known as “Russian” or “Peasant” Tape Lace. Upon return to Louisville, she joined the EGA, where she pursued further study of lace-making techniques and design, particularly appreciating the warm encouragement of Sylvia Murariu, the late Romanian Point Lace teacher who brought that lacemaking method to prominence in the US. Eventually, Tamara began experimenting with her own stitches and designs in Romanian Point Lace; two of her designs appear on the [EGA website](#) and another in the [Needle Arts](#) magazine. She is a member of the Louisville Chapter of EGA.

## EDUCATION - Learning is fun!

Let me introduce myself. My name is Trudi Jacobson, and I have just been appointed Education Chair for the Chapter for a two-year term. What does this mean? Based on my position description, I will:

- Share information with you about National and Region educational programs and funding opportunities.
- Provide notices of all individual EGA-related educational achievements (as found in *Needle Arts*, or feel free to send them directly to me), as well as similar achievements from other societies, such as the Royal School of Needlework. We want to celebrate all our achievements!
- Be responsible for the mechanics of correspondence courses the Chapter enrolls in.

It will take me a bit of time to learn the nuances of the position, so if you have suggestions, please let me know.

I will be sharing this information through the Chapter newsletter, but there may also be occasional time-sensitive items that might be emailed between newsletter issues.

We are very lucky in the Guild that we have several organizational levels providing us with educational programs. There is of course the National organization, but also the Metropolitan Region, and our own wonderful Chapter offerings. And one of the few benefits of the pandemic is that many educational programs that previously had to be attended in person are now available to a far wider audience due to enhanced online meeting and conferencing capabilities—the Virtual Lecture series is an example.

Many of you have been members of EGA far longer than I have, so much of this information will not be new to you. But let me note some of the other types of educational opportunities beyond the lectures that are offered by the National organization and available to individual members:

**Correspondence Courses** are deep dives into a variety of stitching techniques and might be 3, 6, or 9 lessons long. They are offered as both **Individual** and **Group** courses. For Individual courses, EGA is offering classes such as Schwalm, crazy quilting, smocking, stumpwork, and others. There are also many different courses offered in a group setting. Check it out! <https://egausa.org/courses-overview/>

**Lightning Rounds** are selected from Group Correspondence Courses, and made available to individuals for a three-month period. <https://egausa.org/lightning-rounds/>

**Online Courses** are available in two categories, short-term (2-3 months) and continuing studies (1 year). <https://egausa.org/online-courses/>

Listed below are new educational offerings available at the National level, as well as information on a scholarship and an award with approaching deadlines.

### Group Correspondence Courses

New Offering: Bargello and Design

GCC Offerings and New Lightening Rounds (through June 1)  
Beginning Teneriffe Lace  
Embroidery with Mixed Media  
Noel (Schwalm embroidery)  
Spring Splendor (silk and metal threads)

### Individual Correspondence Courses

New Offering: Techniques for Canvas Embroidery

### Slideshows, Presentations, and Videos

New section on the EGA website; items are still being added.  
<https://egausa.org/slideshows-and-presentations/>

### Scholarship and Award Deadlines Approaching


<https://egausa.org/scholarships-and-awards/>

**Penny Evans Memorial Scholarship:** \$350 for embroidery-related class/or study project offered by EGA, RSN, SF School of Needlework and Design, or the City and Guilds of London Institute.

- ⇒ Applications due May 1.
- ⇒ Award winner must create a Petite Project, write an article for *Needle Arts*, or submit a report.

**Bobbie Pilling Memorial Award:** presented to a member who has gone outside the box with an original piece of needlework that shows personal growth and artistic merit.

- ⇒ Digital entry application deadline May 1.



"When does the Screen Saver come on?"

# The Wonderful World of Webinars *by Trudi Jacobson*

One of the few benefits of the pandemic is the multitude of educational (and recreational) opportunities being offered.

## EGA

Let's start with a wonderful opportunity to learn more about embroidery history and a wide range of fascinating, culturally diverse techniques and textile traditions. These are offerings of the new, free **Virtual Lecture Series** (<https://egausa.org/virtual-lecture-series/>). They are held on the second Saturday of every month at 1 pm our time. I've listed the May and June lectures, with the date signup begins. Spaces are limited, so if you see ones of interest, mark your calendar for the signup dates and time (also 1 pm).



Colcha embroidery by  
Annette Guitierrez Turk

May 8 (registration opens April 12): Historic Threads (history of the colcha embroidery stitch)

### June 12 (registration opens May 10): Maya Textile Artists

# NON EGA

**EventBrite** <https://www.eventbrite.com/>


You probably know this as a way for organizations and companies to publicize events and register attendees. But did you know you can search the site? There are an enormous number of online classes and lectures listed, quite a few of which are free! Search on *embroidery* or a specific type of embroidery or check out another interest of yours.

**San Francisco School of Needlework and Design** <https://sfneedleworkanddesign.org/classes/events/> (classes and lectures)  
<https://sfneedleworkanddesign.org/lecture-series-online/> (the lecture series only)

There are some interesting lectures coming up, including one with the author of *Erica Wilson: A Life in Stitches* connected with the Winterthur exhibit (March 24) and another given by a former archivist of the RSN and co-founder of Ornamental Embroidery (<https://www.ornamentalembroidery.com/>) (April 28). There is a small charge for these lectures.

**Royal School of Needlework** <https://royal-needlework.org.uk/events-exhibitions/online-talks/>

Fabric



Threads

Charts

New & Growing Needle Art Store  
<https://www.forthestitcherssoul.com>

Accessories

Classes

***Sign up for Our Newsletter to keep up with New Arrivals***  
[forthestitcherssoul@gmail.com](mailto:forthestitcherssoul@gmail.com)  
11 River Road, Glenmont, NY 1207  
Owner: Terri Pittman 518-898-9416  
***Like us on Facebook: For the Stitcher's Soul***  
Call For Shop Hours



## OUTREACH - Helping is Rewarding!

### Smiles In a Worrisome Year



The Ten Broeck Mansion was extremely appreciative of all the work we did for their holiday season! This tree, decorated with NYCDCEGA ornaments, was set up in the front parlor and really looked at home in the room. They were so excited that they asked us to provide ornaments next year as well. It should be possible to create some ornaments that are exclusively theirs. Terry Case plans to organize something to create about twenty ornaments. If you are interested in helping with this, let Terry know.

Another successful Outreach program at Ten Broeck was the making of embroidery kits. They were a definite hit! Several of our members cut fabric, batting, floss and cord and put needles in felt so that kits, charted from our chair patterns, could be assembled and sold.



An ongoing service project for the Chapter is stitching personalized samplers for all families who receive homes built by Habitat for Humanity Capital District (Albany/Rensselaer) and Habitat for Humanity Schenectady. We are always looking for cross stitch volunteers willing to stitch a sampler or two. If you are interested, please contact Pat Burns using the information found on Page 2.



*Largest Selection of Cross Stitching Supplies  
in Dutchess County*

**Deer Hill Farm**



FABRICS

THREADS

BOOKS

CHARTS

**Cross Stitching**

Open Tues - Sat 10am - 4pm

Country Plaza, 1225 Rt. 9G, Suite D  
Hyde Park, NY 12538 • 845-229-0246

Pat Athanas email: [deerhillfarmxs@optimum.net](mailto:deerhillfarmxs@optimum.net)

*Wishing warm appreciation for assisting the Ten Broeck Mansion with the creation of our embroidery kits. They have been a big hit and are sharing historic needlework appreciation with a wider community. We have included our thanks to the EGA in our instructions. Wishing you and you families a safe and healthy holiday season.*

*Kathryn Kosto*

### Membership Information

#### Additions

Mary T Roylance

Rebekah Nellis Kennedy

Erica Berger

**Welcome  
Mary, Rebekah &  
Erica!**



## More Fun Stuff...



### UFO Challenge

... So what is this? The identification of miscellaneous Unidentified Flying Objects?? NOT!

It's time to clean out the closets, dig deep in your bags of needlework, and unearth those **Un-Finished Objects**. The details for this challenge will be coming soon, but the most important piece takes place now. **FIND** what you want to work on. This is a wonderful opportunity to get some of those projects from long ago finished. More details to follow!

### Pandemic Challenge

Don't forget about our Pandemic Challenge! It can be any type of stitching—cross stitch, needlepoint, crewel, etc. It should be either an original design, or an adaptation of a commercial design. There are lots of designers who have shared freebies related to the pandemic. Find one and make it your own! Reflect on what you were thinking, or feeling, or anything that reminds you, in any way, of the pandemic and represent that in your design. It should be no larger than 6" x 6" and must be finished. It can be a pillow, or framed, or a boxtop, or whatever! We would love to have a display of all of your Pandemic Challenge pieces at our May 2022 exhibit.



Pandemic Ornament by  
Sandie DeLorenzo

**SAVE THE DATE**

*Artistry  
in  
Stitches*

A Needle Art Exhibit of Members Work

**MAY 19-22, 2022**



"I can tell the Embroidery classes have helped."

*The mission of  
The Embroiderers' Guild of America  
is to inspire passion for the needle arts  
through education and the celebration  
of its heritage.*



**We welcome those of all skill levels  
and interest in any needle art technique.**

## EGA EXHIBITS & SEMINARS

### 2021 EGA National Seminar The Magnificent Stitch

**September 1-5, 2021**

Chicago Marriott Downtown, Magnificent Mile  
Chicago, IL

Hosted by the Great Lakes Region

<https://egausa.org/event/ega-national-seminar-2021/>

