



New York Capital District Chapter

WINTER 2023-24

DATES TO REMEMBER

January 1

Registration Deadline
for Herringbone and Holes

February 6

Newsletter Deadline

March 8

Registration Deadline
for Beaded Ribbon
Scissor Case Lanyard

CONTACT INFO

NATIONAL Embroiderers' Guild of America

www.egausa.org

1205 E Washington St,
Suite 104

Louisville, KY 40206

502-589-6956

Fax: 502-584-7900

REGION Metropolitan Region

www.metroega.org

Maria Hall, Director
mariahall@msm.com

CHAPTER NY Capital District Chapter

www.nycaptega.org

[www.facebook.com/
nycdcega](https://www.facebook.com/nycdcega)

Nancy Knowles, President
nycdeganancy@gmail.com
518-708-3558

Newsletter

Ann Cohan, Editor
5 Albright Place
Delmar, NY 12054
gardengal345@yahoo.com



Check Washing: A Cautionary Tale

by Jenni Paperman, Chapter Treasurer

HAVE YOU EVER GOTTEN INK from a ballpoint pen on your shirt and used hair spray to get it off?

If so, then you understand how check washing works. A fraudster gets ahold of a check you wrote and uses chemicals to remove the ink. Just like your shirt, the check is now ink-free. And the fraudster is free to write in new information. A really talented fraudster can wash your check of everything but your signature. A less talented one takes a picture of the check before washing it and then tries to forge your signature.

So ... how do you prevent check washing?

Don't use a ballpoint pen when writing checks. Use a black gel ink pen instead. The gel ink soaks into the check fibers, so it is harder for a fraudster to chemically remove it. And using black makes it even more likely for residue to be left behind. It's not impossible to wash black gel ink off a check. But it's difficult enough that most fraudsters won't bother.

How does check washing work in real life?

Well, sadly, we know because it just happened to our Chapter. Fortunately, our bank returned the stolen money to our account. But it took some effort.

And what exactly happened?

In August, I wrote a check for the deposit for our September retreat and mailed it to Helen. I emailed her so she'd know to look for it. It didn't arrive, so Helen emailed me. I put a stop payment on the check and wrote a new one. Which I had someone hand deliver to her.

In October, I was preparing the monthly Treasurer's Report to the Board. And I saw a check on the statement for an amount that didn't match any amounts I had written. It was the missing check, with the stop payment. And an amount ten times higher than what I had originally written it for. I looked at the check image: different date, different payee, different amount. Even the signature was different.

I immediately called the bank. That was on a Monday. By that Friday, the Bank had refunded us both the stolen money and the stop payment fee. (*You might be thinking, "Why didn't the stop payment work?" Because the bank's computer system was looking for the check number and the original amount, not just the check number. Since the amount was different, the stop payment didn't work.*)

The Bank was concerned that the fraudsters now had our bank account number and the routing number, from the check they had successfully cashed. So they first put a hold on the account, preventing any withdrawals from it. Then they had us close it out and open a new one. The Bank paid for the checks for the new account. So the Chapter didn't lose anything from this experience.

[Continued on page 6](#)





2022–2024 Board Members

OFFICERS

President Nancy Knowles	Recording Secretary Maryann Gibson
First Vice-President Ginger Iorizzo	Corresponding Secretary Doris Stoll
Vice-President/Membership Lynne Priestley	Treasurer Jennifer Paperman

BOARD OF DIRECTORS

Archives Deborah Hartz	Outreach <i>Vacant</i>
Coordinator – Beverwyck Terry Case	Parliamentarian Fran Roscello
Coordinator – Day Fran Roscello	Programs Terry Case
Coordinator – North End Doris Halvorsen	Publicity <i>Vacant</i>
Education Trudi Jacobson	Region Representative Helen O'Connor
Newsletter Ann Cohan	Website Coordinator Ginger Iorizzo

OTHER COMMITTEE CHAIRS

Creative Stitches (Education) Maggie Oldendorf	Needlework Closet (Exhibit) Maggie Oldendorf
Email Communications Ginger Iorizzo	Registrar Louise Butler
Exhibit <i>Vacant</i>	Summer & Fall Retreats Helen O'Connor
Hospitality – Day Group Maryann Gibson	

Letter from the President

Dear Members,

I can't believe how time is flying by. Thanksgiving is just a few days away and Christmas and 2024 are right around the corner. Many of us are completing our holiday stitching and looking forward to gifting it to family and friends that appreciate what we do. Our EGA Chapter has many opportunities to stitch together—both in person and via Zoom—at regular meetings and interest group gatherings. Let's not forget about educational opportunities. Please read the newsletter carefully for all of these opportunities. Another great opportunity is a NEW service project. Please contact Terry Case if you are interested in helping to reproduce an antique sampler.

I wish you happy stitching!

Nancy

Help Needed!

The three vacant positions on our Board—Outreach, Publicity and Exhibit—all have something in common. They involve reaching outside our Chapter and connecting us and our needlework to the public. Some of the benefits of these external activities and connections are sharing our passion for embroidery, growing Chapter membership, and contributing to our educational mission. If you enjoy being a member of EGA, would like to see our Chapter grow, and want to see more people learn about the world of embroidery, consider volunteering for one of these positions:

- The **Outreach Chair** coordinates our community work. Past efforts have included stitching in public, volunteering at Peebles Island and donating stitched ornaments like the ones displayed at the Ten Broeck Holiday House 2023.
- The **Publicity Chair** uses a variety of methods to get the word out about our Chapter events.
- The **Exhibit Chair** coordinates our Artistry in Stitches exhibit, an always popular event where we share our needlework with the general public.

If you're interested in one of these positions or would like to learn more, contact Chapter President Nancy Knowles.





Winter 2023–24 Calendar

DECEMBER

5	Beverwyck	Stitch-In, Show & Share (Zoom)
14	North End	Holiday Party (In Person)
19	Beverwyck	Holiday Party (In Person)
20	Day Group	Holiday Party (In Person)

7	Needlepoint*
11	Whitework
11	Counted Thread Eve
13	Crewel
18	Counted Thread Day
27	Studio Time

In-Person Meetings

Beverwyck:
Bethlehem Pubic Library

North End Group:
Clifton Park Halfmoon
Public Library

Day Group:
Blooming Grove
Reformed Church

JANUARY

2	Beverwyck	Stitch-In, Show & Share (Zoom)
8	Board	Zoom Meeting @ 5:30 pm
11	North End	Stitch-In, Show & Share (Zoom)
16	Beverwyck	Stitch-In, Show & Share (In Person)
17	Day Group	Stitch-In, Show & Share (In Person)
25	North End	Stitch-In, Show & Share (In Person)

4	Needlepoint
8	Whitework
8	Counted Thread Eve
10	Crewel
15	Counted Thread Day
24	Studio Time
27	Blackwork

Zoom Invites

Zoom invitation links will be emailed before events.

Group Meetings:
Invites will be sent to all Chapter members.

Classes:
Invites will be sent to registered participants.

Study Groups:
Invites will be sent to group members. If you are interested in joining a study group, contact the coordinator listed on page 4.

Board Meetings:
Invites will be sent to board members.

FEBRUARY

5	Board	Zoom Meeting @ 7 pm
6	Beverwyck	Stitch-In, Show & Share (Zoom)
8	North End	Stitch-In, Show & Share (Zoom)
20	Beverwyck	Stitch-In, Show & Share (In Person)
21	Day Group	Stitch-In, Show & Share (In Person)
22	North End	Stitch-In, Show & Share (In Person)

1	Needlepoint
12	Whitework
12	Counted Thread Eve
14	Crewel
19	Counted Thread Day
24	Blackwork
28	Studio Time

MARCH

4	Board	Zoom Meeting @ 7 pm
5	Beverwyck	Stitch-In, Show & Share (Zoom)
14	North End	Stitch-In, Show & Share (Zoom)
19	Beverwyck	Stitch-In, Show & Share (In Person)
20	Day Group	Stitch-In, Show & Share (In Person)
21	North End	Stitch-In, Show & Share (Zoom)**
23	Chapter	Beaded Ribbon Scissor Case Lanyard with Sandie Feck

7	Needlepoint
11	Counted Thread Eve
11	Whitework
13	Crewel
18	Counted Thread Day
23	Blackwork
27	Studio Time

Cancellation Policy

Beverwyck Evening Group: The coordinator, Terry Case, will send out an email if a meeting is cancelled.

Day Group:
If the East Greenbush school district is closed, the meeting is cancelled.

North End Group:
The coordinator, Doris Halvorsen, will send out an email if a meeting is cancelled.

* Needlepoint Study Group: 12/7 meeting will be held 12:30 – 4:30.

** Date moved to third Thursday due to Easter Week.





New Study Group for Needlepoint

Do you like to do needlepoint and want to learn more? Have you admired the counted canvas work of other guild members? Our maybe you have admired or purchased a painted canvas but are unsure how to go about selecting stitches and threads. Then the new Needlepoint Study Group is for you.

This new study group will meet in conjunction with the ANG (American Needlepoint Guild) monthly meetings at the East Greenbush library on the first Thursday of the month from noon till 4 pm (unless otherwise noted). For questions or to be put on the message distribution list, send an email to Fran Roscello. Or just show up at the designated time. Note that the time will sometimes need slight alteration due to library activities.

Beverwyck Evening Group

Meetings in the Albany area
on 1st & 3rd Tuesday

Meetings will be a mix of Zoom (7-9 pm)
and in person (6:30-8:30 pm).
Check the calendar on page 3 for specifics.

Coordinator: Terry Case



Day Group

10-2 PM every 3rd Wednesday
(Sept-May)

Blooming Grove Reformed Church,
706 Bloomingrove Dr, Defreestville

Day Group will be canceled
if East Greenbush schools are closed.

Coordinator: Fran Roscello



North End Group

Meetings in the Clifton Park area
on the 2nd & 4th Thursday
(Sept-June), barring holidays.

Meetings will be a mix of Zoom (7-9 pm)
and in person (6:30-8:30 pm).
Check the calendar on page 3 for specifics.

Coordinator: Doris Halvorsen



Study Groups and Studio Time

Study group invites will be limited to current members of the group. If you are interested in joining a study group, contact the group coordinator listed below. Check the Calendar on page 3 for meeting dates.

Blackwork Study Group

Fourth Saturday of the month; 10 AM - 2 PM

Contact: Fran Roscello

Crewel & Surface Embroidery Study Group

Second Wednesday of the month; Start at 10 AM

For meeting location or Zoom invite,
contact Mary Willmott

Counted Thread Study Group

Day Meetings

Third Monday of the month; 10 AM - 2 PM

Meetings at Jenni Paperman's home

Evening Meetings - Zoom

Second Monday of the month; 7 PM - 9 PM

Contact: Lynne Priestley.

Needlepoint Study Group

First Thursday of the month; Noon - 4 PM

East Greenbush Community Library

Contact: Fran Roscello

New!

Studio Time

Fourth Wednesday of the month; 10 AM - 2 PM

New meeting location!

For the Stitcher's Soul
163 Delaware Avenue, Delmar

Contact: Sherry McCredie

Whitework Study Group

Second Monday of the month; 10 AM - 12 PM

Contact: Doris Halvorsen.

Facebook

Visit our Facebook page at:
www.facebook.com/nycdcega



Like us on
Facebook






HOLIDAY PARTIES

North End
Thursday, December 14

Beverwyck
Tuesday, December 19

Day Group
Wednesday, December 20



North End

The North End Group Holiday meeting will be on December 14 from 6:30-8:30 pm and will include an optional gift exchange. To participate in the gift exchange, bring a wrapped needlework-related item (handmade is very popular!), with a spending limit of \$10. If you wish to bring cookies to share, they will be welcomed.

Beverwyck

The Beverwyck Group will hold a Holiday party on December 19. We'll stick with our tradition and ask members to bring cookies or desserts. Another tradition is our gift exchange. If you would like to participate, bring a wrapped needlework-related item (handmade is always popular!), with a spending limit of \$10.

We have a unique and fun method for the gift exchange. Participants select a gift to start with and form a circle. Then one member reads aloud a specially prepared story. Each time the story includes the words "left" or "right," the gifts are (very!) quickly passed accordingly. When the story ends, the gift in front of each participant is theirs to take home. After the fun of the exchange circle, the gifts are passed around for all to admire.

Day Group

The Day Group will have a Holiday potluck luncheon at its December 20 meeting. There will be chili and accompaniments contributed by participants. Email Fran to let her know what you will bring, so she can coordinate the luncheon.

PROGRAM NEWS


ZOOM CLASS Herringbone and Holes

Mondays, 7-9 pm
January-September 2024

Beginning in January, we will be offering a Zoom class—Herringbone and Holes. Lessons will be from 7 to 9 pm on the fourth Monday of every month for nine months. There are nine bands in this pretty pulled thread sampler, so we will be stitching one band a month. This is an EGA project and all the information, including instructions and the materials list, can be found on their website here: egausa.org/app/uploads/2021/08/HERRINGBONE-AND-HOLES.pdf.

Stitchers will provide their own materials—fabric, threads, etc.— and Ginger Iorizzo will lead the class each month with guidance on how to stitch each band.

Registration deadline has been extended to January 1. The cost will be a teaching fee of \$5 per student. If you're interested in signing up, fill out the registration coupon on page 10 and mail it with your check to Louise Butler by the January 1 deadline.





OUTREACH REPORT

Christmas at Ten Broeck Mansion

We'll continue to participate in the Ten Broeck Mansion Holiday House. Ten Broeck is an historic house in downtown Albany which was once the home of one of General Schuyler's aides. For a number of years, our Chapter has been part of the Holiday House program.

During the walk-through tour on Sunday, December 17, Terry Case and a couple of Chapter members will be demonstrating traditional embroidery stitches. The Christmas tree will be decorated with ornaments made by members of our Chapter. Members of the Mohawk Hudson Weavers' Guild will also have some items on display.


Walk-through Tours: Saturday-Sunday, noon–2:30 pm (about 30 minutes). Tours are free but advance registration is recommended as spaces are limited.

- Saturdays and Sundays, December 2, 3, 9, 10, 16, 17
- Embroidery demonstration by NY Capital District Chapter of EGA, noon–3 pm on Sunday, December 17.

Arts & Culture Talks: "Warm & Wonderful: Fiber Art Traditions"
Wednesdays at 7 pm via Zoom—free. Pre-registration required for link.

- December 13: Dr. Krysta Dennis, Siena College, Loudonville NY
"Patterns of History: The History & Traditions of Knitting"
- December 20: Fiber Artist TBA

For more info and registration links, visit <https://tenbroeckmansion.org/holiday-house-2023/>.



Volunteers Needed for Sampler Reproduction

Our friend Sarah Stevens, the conservator from Peebles Island, has been tasked with reproducing a sampler from one of the Hudson River mansions near Kingston. The sampler is starting to deteriorate and she turned to us for help in stitching a reproduction suitable for display.

The sampler is 17 inches by 17 inches and appears to be on 28 ct linen. It's about 240 stitches square. We'll reproduce it on linen in either silk or DMC.

The project has two phases. The first phase would be charting the original. The challenge here is that the charting has to be done by April 2024. The second phase would be stitching the sampler, but that does not have to be done until 2026.

The immediate need is for volunteers to copy the sampler stitches onto embroidery graph paper. Due to space constrictions, we can only have two people a day—one working the top and one the bottom. It's rather labor intensive so the sooner we get started the better. If you're interested in this part of the project, please contact Terry Case.





EDUCATION OPPORTUNITIES FROM EGA NATIONAL

EGA National offers quite a variety of online learning opportunities. This column presents information about three types: online studio classes, virtual education courses (a new option), and the virtual lecture series, which is up to lecture 35 with the first one listed below.

Online Studio Classes

These classes allow you to access and download your course materials from the EGA site. You also have the option to engage with your classmates and ask questions of your instructor on the class discussion forum. The next class that will come live is [Mushroom Advanced Box Making](#) with Emma Broughton. Registration runs from January 3 to February 7 and the class is from April 3 to May 22, 2024.

Virtual Education Courses

There is a new type of educational offering debuting early next year. EGA has announced [Virtual Education Courses](#). They promote the virtual nature of these offerings: “By staying in the comfort of your own home, you won’t have to deal with airline issues, nor pay for a hotel. And even though you’re not in a classroom together, you will still enjoy the companionship of stitching with other like-minded members.” The first of these courses takes place February 22–24, 2024. Virtual Education Course: Queen Catherine’s Book Cover, Bag, and Pyn Pillow with Carolyn Standing Webb. Unfortunately, the course is now full, but there is a link to sign up for the waiting list on the page linked above.

Keep an eye out for more of this type of course via the Education tab on the EGA site.

Virtual Lecture Series

There are two key dates for each Virtual Lecture you plan to attend—the registration period and the actual date of the lecture. There is a \$5 fee to attend a lecture or to watch a recording, if available, after the lecture. Registration for the live lecture does not provide access to the recording. The link below for each event takes you to a reminder registration form if the registration period has not yet opened. It is also possible to opt to receive reminders for all upcoming virtual lectures—look for the check box.

- [Reviving the Art of Embroidery: Lady Victoria Welby and the founding of the Royal School of Needlework, 1872–1881](#) with Lynn Hulse on Sunday, December 17 at 1:00 pm. Registration November 13 – December 15 at 1:00 pm.

- [EGA History from 1960–1980](#) with Ann Strite-Kurz on Sunday, January 14, 2024 at 1:00 pm. Registration December 18 – January 12 at 1:00 pm.

Royal School of Needlework Online Courses

And speaking of the RSN, they have a new self-paced video online course, [Introduction to Box Making](#). This new course joins [other introductory courses](#) on Jacobean Crewelwork, Blackwork, Whitework, Silk Shading, Goldwork, Canvaswork, Applique, and Stumpwork. There are next step courses on several of these techniques.

SFSNAD

(San Francisco School of Needlework and Design)

Previous Education Columns have included information about learning opportunities offered by SFSNAD. Unfortunately, their website has this notice:

The San Francisco School of Needlework and Design Board of Directors has voted unanimously to pass a resolution to dissolve the SFSNAD non-profit by January 2024. The Board of Directors would like to thank you for your support over the years.

It appears that they were unable to raise the funds needed to maintain this organization.

— Trudi Jacobson, Education Chair

2024 June Retreat at Ararat

The 2024 June Retreat will be held June 6–9 at the Ararat Center in Greenville, a short drive south of Delmar. We’ll return to the four-day format and start on Thursday for those that want an extra day of uninterrupted stitching.

Winter is settling in fast, so mark your calendars now to give yourself something to look forward to. Imagine enjoying long, leisurely days of stitching with friends and sharing meals together. And when you need a stitching break, you can simply hop outside and take a walk on the grounds or beyond.

Additional information and the registration coupon will be in the Spring newsletter.

— Helen O’Connor, June Retreat Coordinator

Save
the
Date!





For the Stitcher's Soul

***Our mission is simple...
to keep the different needle arts alive
by providing quality stitching products
and by sharing the love of stitching
with anyone who wants to learn.***

**163 Delaware Ave
Delmar**
Across from the
Hannaford Shopping Plaza

**Wed & Sat 10-4 pm
Thurs 1-6 pm**
Open stitch during store hours
and on Wed Evenings 6-8 pm

Fabric, Threads, Charts, Accessories, Classes
Slowly adding needlepoint, needle punch and embroidery

New classes: See Calendar of Events on website

*Instructors in embroidery, Needlepoint and Blackwork wanted.
Contact Terri if you're interested in being an instructor.*

Owner: Terri Pittman | 518-898-9416 | www.forthestitcherssoul.com | forthestitcherssoul@gmail.com

Membership Updates

New Members

Christine Baumann

*Welcome
Christine!*

Returning Member

Krista Waters

*Largest Selection of Cross Stitching Supplies
in Dutchess County*

Deer Hill Farm



FABRICS

THREADS

BOOKS

CHARTS

Cross Stitching

Open Tues - Sat 10am - 4pm

Country Plaza, 1225 Rt. 9G, Suite D
Hyde Park, NY 12538 ♦ 845-229-0246

Pat Athanas email: deerhillfarmxs@optimum.net

+

● ● ● ● ● ● ● ● ● ● ● ● ● ● ● ● ● ● ● ●

+x